Number Walls: 4-Row Classic (Top 100)

Grade 2 · Up to 100

Grade 2 · Numbers up to 100 · Standard ()

Name: _____ Date: _____

Build each wall layer by layer from the bottom row all the way to the top brick.

Max's Tip
Double-check the middle row before adding the top—that keeps your peak accurate!

a)

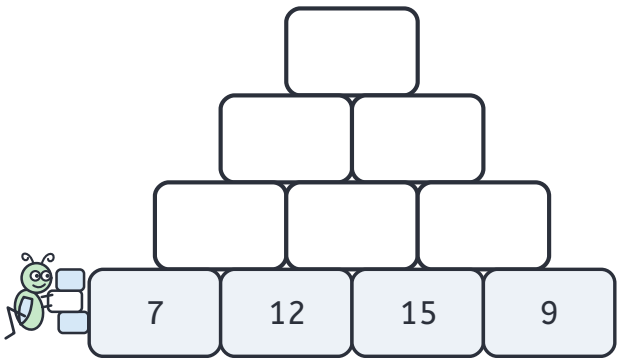

b)

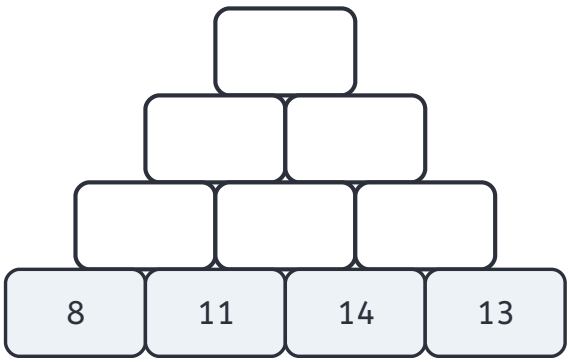

c)

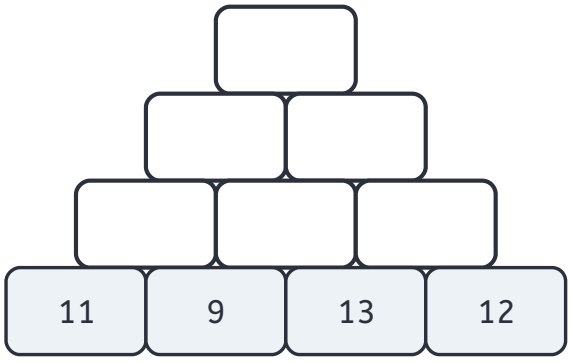

d)

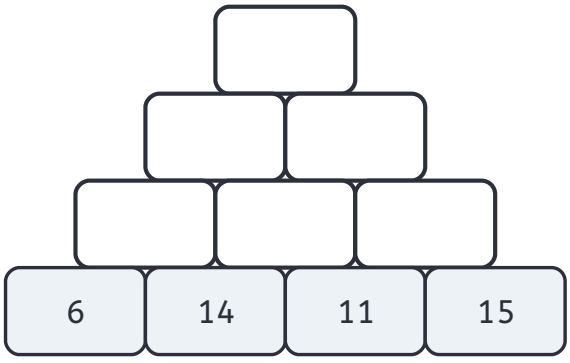

© Flip & Max · Free for home & classroom use (non-commercial)

Great job!

Number Walls: 4-Row Classic (Top 100)

Grade 2 · Numbers up to 100 · Standard ()

Grade 2 · Up to 100

Answer Key

Name: _____ Date: _____

Build each wall layer by layer from the bottom row all the way to the top brick.

Max's Tip
Double-check the middle row before adding the top—that keeps your peak accurate!

a)

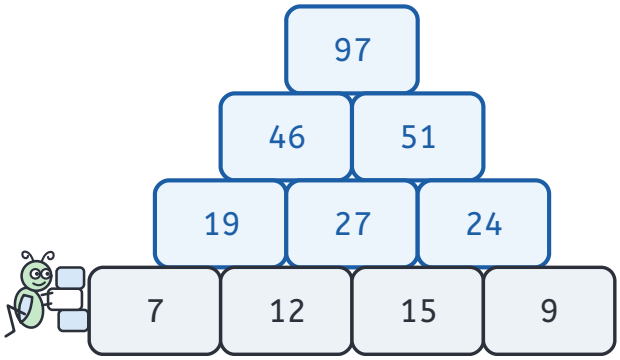

b)

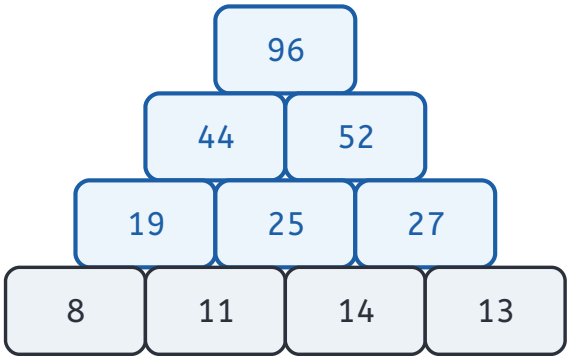

c)

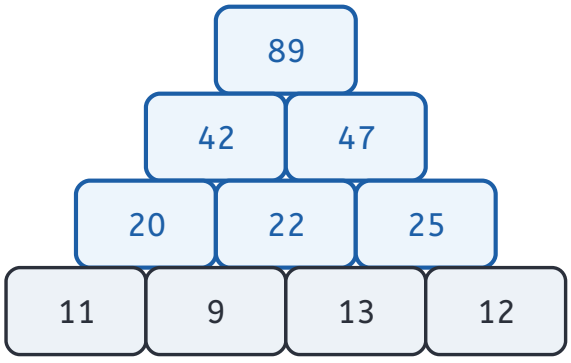

d)

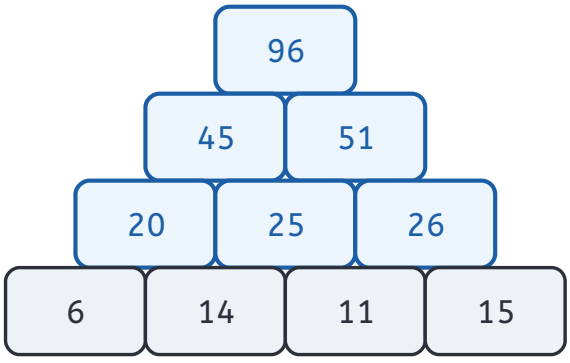

© Flip & Max · Free for home & classroom use (non-commercial)

Great job!